


Single Color LED Mini IR Controller

Model No.: F1-S Set, F1-S(D) Set

1 channel constant voltage/Max 4A output/Stepless dimming/IR remote control



F1-S Set

Cable In /Cable Out Version



F1-S(D) Set

DC Female Jack In /DC Male Jack Out Version

Model List

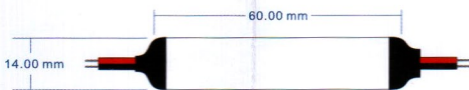
RoHS CE LVD

Model	Photo	Power Connector	LED Connector
F1-S		Red/Black Cable 10cm	Red/Black Cable 10cm
F1-S(D)		5.5mm DC Female Jack	5.5mm DC Male Jack

Features

- 1 channel constant voltage single color LED mini IR controller.
- 4A output, connect with 5 meters single color LED strip.
- 1024 levels 0-100% dimming smoothly without any flash.

Dimension



User Manual Ver 1.0.2

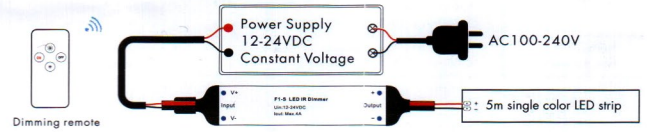
Technical Parameters

Input and Output	
Input voltage	12-24VDC
Output voltage	12-24VDC
Output current	Max. 4A
Output type	Constant voltage
Safety and EMC	
EMC standard (EMC)	EN301 489, EN 62479
Safety standard(LVD)	EN60950
Radio Equipment(RED)	EN300 328
Certification	CE, EMC, LVD
Warranty and Protection	
Warranty	5 years
Protection	Reverse polarity Over heat Short circuit

Dimming data	
Input signal	IR
Control distance	5m(Barrier-free space)
Dimming gray scale	1024 (2 ¹⁰) levels
Dimming range	0-100%
Dimming curve	Logarithmic
PWM Frequency	750Hz (default)

Environment	
Operation temperature	Ta: -30°C ~ +55°C
Case temperature (Max.)	Tc: +85°C
IP rating	IP20

Wiring Diagram

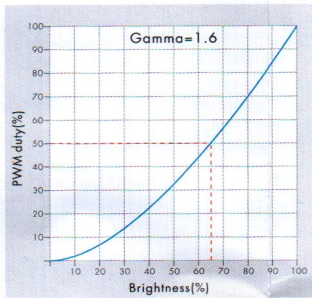


Key function



- ON** Turn on the light.
- OFF** Turn off the light.
- ☀** Increase brightness, Short press 10 levels, long press 1-6s for continuous 256 levels adjustment.
- ☾** Decrease brightness, Short press 10 levels, long press 1-6s for continuous 256 levels adjustment.

Dimming Curve



Malfunctions analysis & troubleshooting

Malfunctions	Causes	Troubleshooting
No light	1. No power. 2. Wrong connection or insecure.	1. Check the power. 2. Check the connection.
No response from the remote	1. The battery has no power. 2. Beyond controllable distance.	1. Replace battery. 2. Reduce remote distance.